

HSBC Managed Portfolios Limited

HSBC Managed Portfolios Fund Limited - World Selection 5

Marketing communication | Monthly report 31 March 2026 | Share class IC

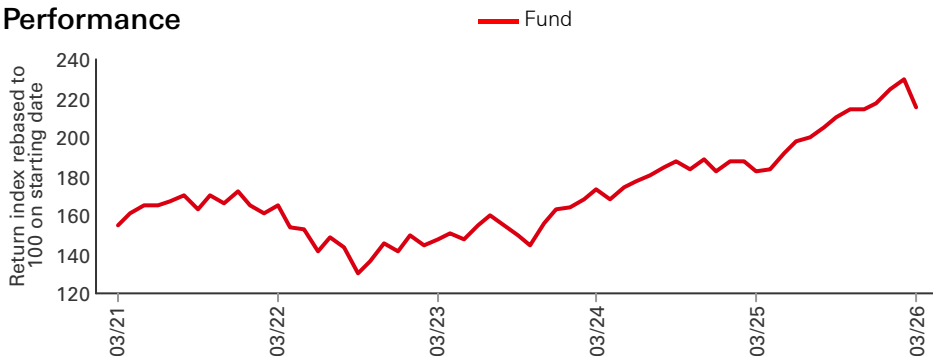
Investment objective

The principal objective of the Company is total return over time attempting to limit risk through investment in a diversified portfolio of mutual funds. The Company will primarily invest in HSBC funds, and will offer various Classes of Shares with one or more Classes related to a separate Portfolio within the Company.

Main risks

- The Fund invests in bonds whose value generally falls when interest rates rise. This risk is generally greater the longer the maturity of a bond investment and the higher its credit quality. The issuers of certain bonds, could become unwilling or unable to make payments on their bonds and default. Bonds that are in default may become hard to sell or worthless. The value of investible securities can change over time due to a wide variety of factors, including but not limited to: political and economic news, government policy, changes in demographics, cultures and populations, natural or human-caused disasters etc.
- The Fund may invest in Emerging Markets, these markets are less established, and often more volatile, than developed markets and involve higher risks, particularly market, liquidity and currency risks.
- Investment Leverage occurs when the economic exposure is greater than the amount invested, such as when derivatives are used. A Fund that employs leverage may experience greater gains and/or losses due to the amplification effect from a movement in the price of the reference source.

Performance



Share Class Details

Key metrics

NAV per Share	USD 391.74
Performance 1 month	-6.21%
Sharpe ratio 3 years	0.81

Fund facts

UCITS V compliant	No
Dividend treatment	Accumulating
Dealing frequency	Weekly
Valuation Time	17:00 Bermuda
Share Class Base Currency	USD
Domicile	Bermuda
Inception date	29 August 2014
Fund Size	USD 53,796,637
Managers	Barrie A King

Fees and expenses

Minimum Initial Investment	USD 200,000
Management fee	1.350%

Codes

ISIN	BMG468AP3112
Bloomberg ticker	HSBCIC5 BH

Performance (%)	YTD	1 month	3 months	6 months	1 year	3 years ann	5 years ann
IC	-0.87	-6.21	-0.87	2.12	17.61	13.20	6.73

Rolling Performance (%)	31/03/25- 31/03/26	31/03/24- 31/03/25	31/03/23- 31/03/24	31/03/22- 31/03/23	31/03/21- 31/03/22
IC	17.61	5.22	17.21	-10.18	6.31

Currency Allocation (%)

US Dollar	58.36
Pound Sterling	7.28
Euro	6.08
Japanese Yen	5.89
Mexican Peso	5.76
Indian rupee	2.06
New Taiwan Dollar	1.91
Hong Kong Dollar	1.62
Canadian Dollar	1.13
Swiss Franc	1.08
Other Currencies	7.88

■ Fund

Asset allocation (%)

Asset allocation (%)	Fund
Global Equity	77.46
Global Government Bond	0.39
Global High Yield Bonds	1.06
Emerging Market Debt - Hard Currency	0.58
Emerging Market Debt - Local Currency	3.66
Global Credit Short Duration	0.47
Property	3.34
Infrastructure	5.83
Trend Following	1.52
Commodities	5.68

The stated cash position can include Money Market Funds/ instruments and collateralised cash used to underwrite derivatives positions. The cash position for investment purposes is lower and is managed in accordance with our active investment views.

The stated cash position can include Money Market Funds/ instruments and collateralised cash used to underwrite derivatives positions. The cash position for investment purposes is lower and is managed in accordance with our active investment views.

Top 10 Holdings

	Weight (%)
HSBC AMERICN INDX FN-INS GBP	13.95
HSBC MLTF WLD EQ	7.16
HSBC - FTSE ALL WLD ID-INS A	7.14
SS SPDR S&P 500 ETF TRUST-US	6.23
HSBC GBL INVST-GB INFR EQ-ZC	5.83
ISHARES CORE MSCI EMERGING	5.60
HSBC FTSE 100 INDEX FUND-IGA	4.82
HSBC JAPAN INDEX FUND-INS AC	4.68
INVESCO OPTIMUM YIELD DIVERS	4.43
HSBC GIF-GLB EMMK LCL DB-ZC	3.66

Past performance does not predict future returns. The figures are calculated in the share class base currency, dividend reinvested, net of fees.

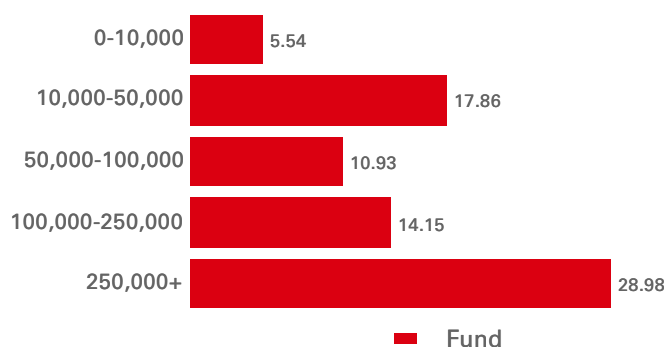
The data displayed in above sections is shown on a look-through basis. This means that the fund may not directly hold these securities and the investment in these securities may be via other funds.

Source: HSBC Asset Management, data as at 31 March 2026

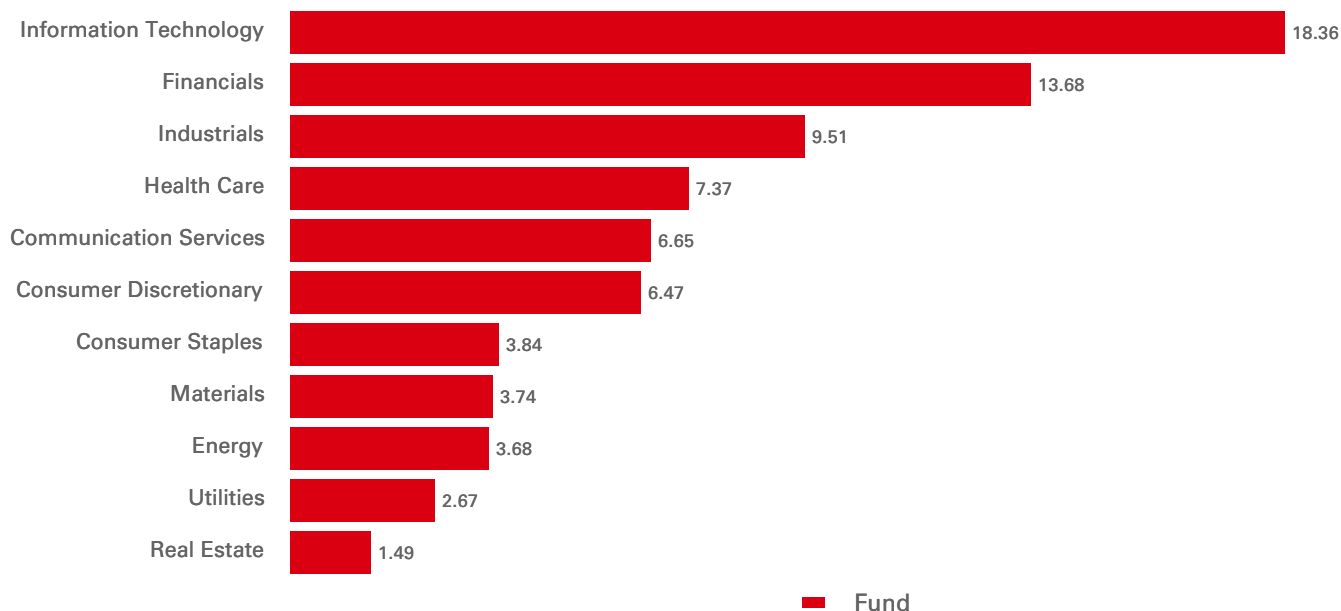
Equity top 10 holdings	Location	Sector	Weight (%)
NVIDIA Corp	United States	Information Technology	2.80
Apple Inc	United States	Information Technology	2.46
Alphabet Inc	United States	Communication Services	2.11
Microsoft Corp	United States	Information Technology	1.95
Amazon.com Inc	United States	Consumer Discretionary	1.23
Meta Platforms Inc	United States	Communication Services	1.03
Taiwan Semiconductor Co Ltd	Taiwan	Information Technology	1.01
Broadcom Inc	United States	Information Technology	0.93
Tesla Inc	United States	Consumer Discretionary	0.64
Exxon Mobil Corp	United States	Energy	0.58

Equity characteristics	Fund	Reference benchmark
Average Market Cap (USD Mil)	610,971	--
Price/earning ratio	18.28	--
Portfolio yield	1.87%	--

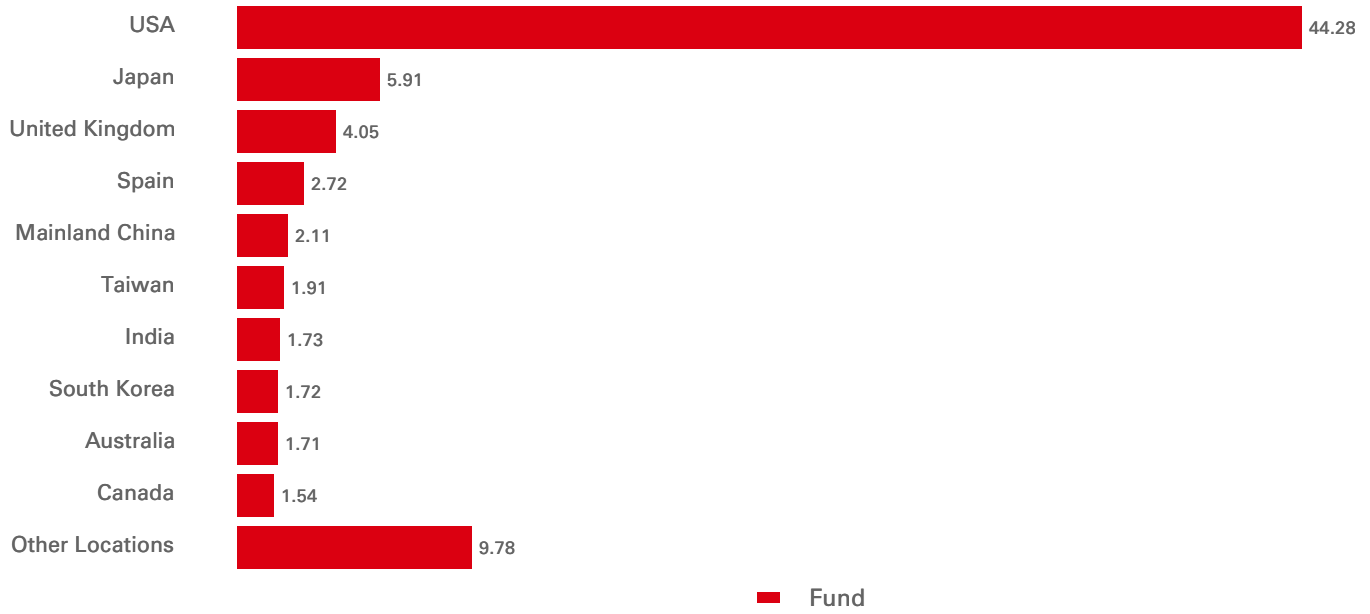
Market cap allocation (USD Mil %)



Equity sector allocation (%)



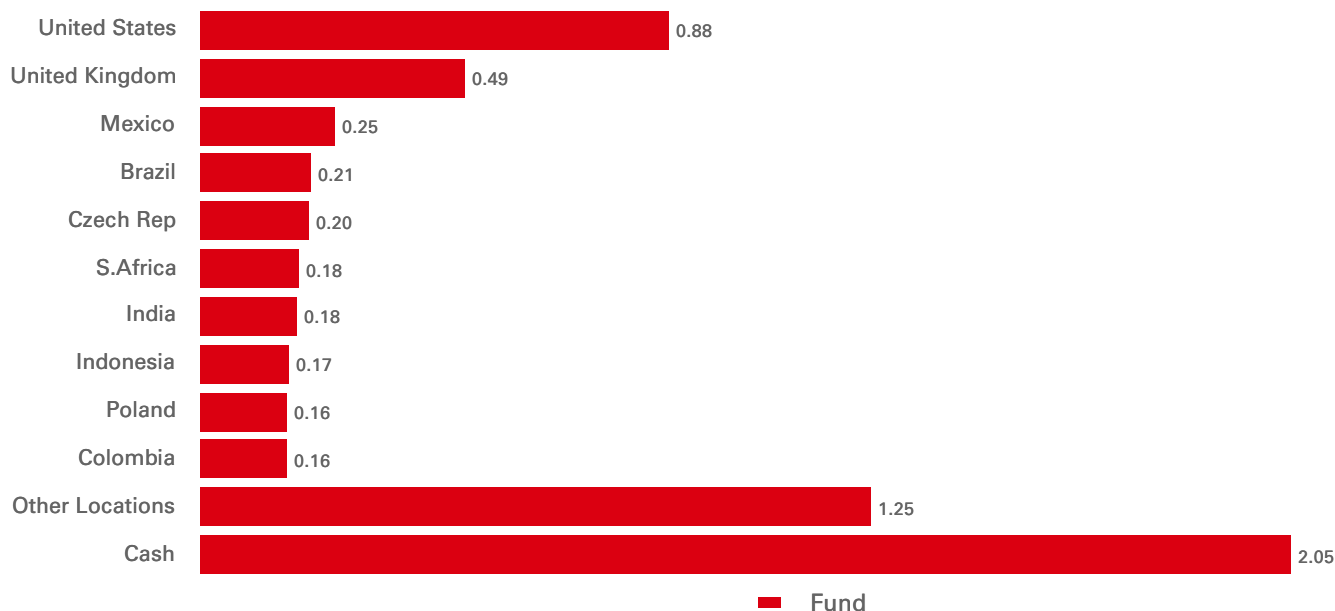
Equity geographical allocation (%)



Fixed Income Characteristics	Reference benchmark			Credit rating (%)	Reference benchmark		
	Fund	Reference benchmark	Relative		Fund	Reference benchmark	Relative
Yield to worst	7.16%	--	--	AAA	0.07	--	--
Yield to maturity	7.22%	--	--	AA	0.69	--	--
Modified duration	3.22	--	--	A	0.54	--	--
Average Credit Quality	A-/BBB+	--	--	BBB	1.05	--	--
				BB	1.22	--	--
				B	0.42	--	--
				CCC	0.09	--	--
				C	0.00	--	--
				D	0.01	--	--
				NR	0.04	--	--
				Cash	2.04	--	--

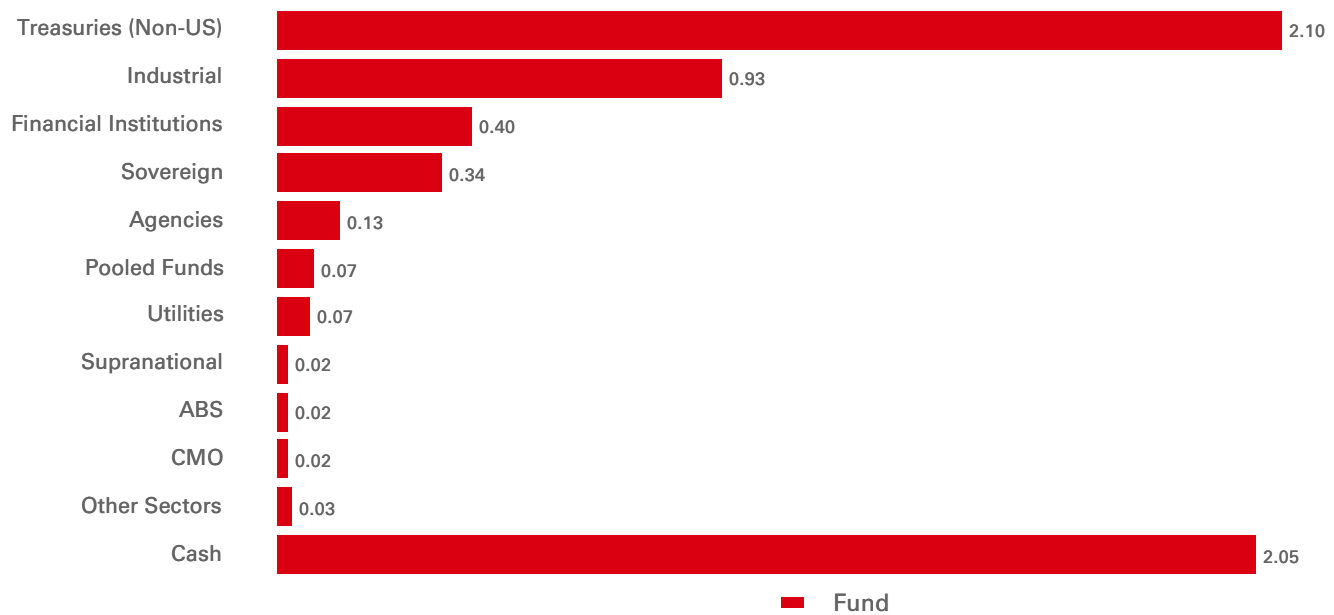
Fixed income top 10 holdings	Location	Instrument type	Weight (%)
TREASURY BILL 0.000 21/04/2026 USD	United States	Treasury Bill	0.27
TREASURY BILL 0.000 02/06/2026 USD	United States	Treasury Bill	0.26
TREASURY BILL 0.000 11/06/2026 USD	United States	Treasury Bill	0.26
TREASURY BILL 0.000 12/05/2026 USD	United States	Treasury Bill	0.25
TREASURY BILL 0.000 21/05/2026 USD	United States	Treasury Bill	0.25
TREASURY BILL 0.000 09/04/2026 USD	United States	Treasury Bill	0.24
TREASURY BILL 0.000 30/04/2026 USD	United States	Treasury Bill	0.24
TREASURY BILL 0.000 02/07/2026 USD	United States	Treasury Bill	0.24
POLAND GOVERNMENT BOND 5.000 25/10/2034 PLN	Poland	Government Bond	0.09
REPUBLIC OF SOUTH AFRICA 9.000 31/01/2040 ZAR	South Africa	Government Bond	0.07

Fixed income geographical allocation (%)



Geographical Allocation (Option Adjusted Duration)	Fund	Reference benchmark	Relative
United Kingdom	0.51	--	--
United States	0.43	--	--
Mexico	0.23	--	--
S.Africa	0.20	--	--
Indonesia	0.19	--	--
India	0.17	--	--
Malaysia	0.15	--	--
Czech Rep	0.14	--	--
Brazil	0.12	--	--
Colombia	0.11	--	--
Other Locations	0.85	--	--
Cash	0.00	--	--


Fixed income sector allocation (%)



	3 year total return (%)	Amount based on USD 1000 invested	3 Year Volatility (%)
HSBC Managed Portfolios Fund Limited - World Selection - 5 Class AC	12.97	1,441.93	10.09
Peer Group Average - EAA Fund USD Aggressive Allocation	9.58	1,315.95	9.40
Lowest Returning Fund in Peer Group	-4.22	878.56	0.00
Highest Returning Fund in Peer Group	14.96	1,519.37	22.74
Cash	4.61	1,144.86	0.17

HSBC Managed Portfolios Limited offer a choice of five different risk levels, to be selected by investors depending on factors like their financial goals, time horizon and capacity for loss. Typically, the more risk investors take, the more return they would expect to see. At HSBC Asset Management, we measure risk by volatility – how sharply a Portfolio’s share price moves in any given time period (up or down). The higher the volatility, the higher the risk. The table above shows the Portfolio’s return (for the primary share class or hedged currency share class) per year over the last three years (known as annualised) and the level of volatility over the same period. This can be compared against other funds in the peer group, as defined by an independent research company*. An example of a good outcome would be that the HSBC Portfolio return is higher than the peer group’s average return and the volatility (risk taken) is lower. However investors should consider their own priorities when it comes to returns and the risk taken to achieve them. *Morningstar Categories are used to define the peer group comprising funds they deem similar based on fund objectives and holdings. The average is a median.

Follow us on:



HSBC Global Asset Management
(Bermuda) Limited Telephone: +441 299
6644

Email: asset.management@hsbc.bm

Website: assetmanagement.hsbc.bm

Glossary



www.assetmanagement.hsbc.co.uk/api/v1/download/document/lu0165289439/gb/en/glossary

Important Information

HSBC Global Asset Management (Bermuda) Limited ("AMBM") of 37 Front Street, Hamilton, Bermuda, is a wholly owned subsidiary of HSBC Bank Bermuda Limited (the "Bank"). AMBM and the Bank are licensed to conduct investment business by the Bermuda Monetary Authority. Funds managed by AMBM are offered by Prospectus only in those jurisdictions where they are permitted by law. Persons are required to inform themselves and observe any relevant restrictions. AMBM makes no representation as to the suitability of the funds for investors. Investors should be aware that performance returns are affected by market fluctuations. Investing entails risks, including possible loss of principal. Past performance is no guarantee of future performance. Investors should note that the use of derivatives and investments involving a currency other than their own will create foreign exchange exposure, which involves special risks. It is the aim of the Company to preserve capital and, where applicable, to maintain a stable net asset value per share; these aims are not guaranteed. Additionally, investors should consider their investment objectives, whether or not they can assume these risks and should undertake their own appropriate professional advice. Expressions of opinion contained herein are subject to change without notice. For investors investing via a nominee service provider, the nominee service provider will process the transaction and route all settlement proceeds to you, which may extend the settlement period. Please contact your investment advisor/introducing agent, or in the absence of those the nominee provider directly, to confirm the settlement period. Issued by HSBC Global Asset Management (Bermuda) Limited Licensed to conduct investment business by the Bermuda Monetary Authority © Copyright HSBC Global Asset Management (Bermuda) Limited 2026. All Rights Reserved. Further information can be found in the prospectus.

Source: HSBC Asset Management, data as at 31 March 2026