

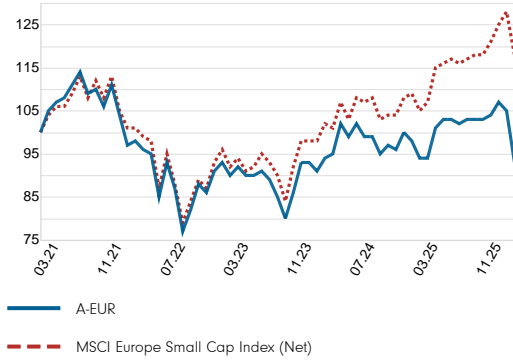
Fidelity Funds - European Smaller Companies Fund

31 Mar 2026

Fund Details

Fund Manager	Jim Maun Joseph Edwards
Reference Currency	EUR
Fund Size	EUR921m
Max. Sales Charge - Cash (On Net Investment Amount)	5.25%
Annual Management Fee	1.50%
Subscription Information	Cash: All share classes
Total No. of Positions	128

Fund Performance (rebased to 100)



Performance is shown for the last 5 years (or since launch for funds launched within that period), rebased to 100.

Top 10 Positions (%)

Company	Sector	Fund	Index
CONVATEC GROUP PLC	Health Care	1.6	0.3
4IMPRINT GROUP PLC	Communication Services	1.6	0.1
AVON PROTECTION PLC	Industrials	1.5	0.0
RS GROUP PLC	Industrials	1.5	0.2
OAKLEY CAPITAL INVESTMENTS LTD	Financials	1.5	0.0
BOKU INC	Financials	1.5	0.0
TBC BANK GROUP PLC	Financials	1.5	0.2
COATS GROUP PLC	Consumer Discretionary	1.5	0.1
STOREBRAND ASA	Financials	1.4	0.5
REXEL SA	Industrials	1.4	0.0

Investment Objective

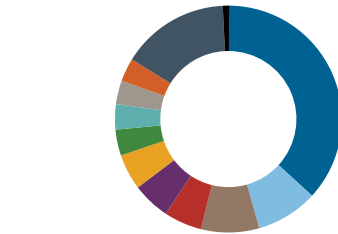
The fund aims to achieve capital growth over time. The fund invests at least 70% (and normally 75%) of its assets, in equities of small and medium sized companies that are listed, headquartered, or do most of their business in Europe. The fund may also invest in money market instruments on an ancillary basis. (For full details of the objective and other considerations please refer to the Prospectus)

Performance (%)

	YTD (cum)	1mth (cum)	3mth (cum)	6mth (cum)	1yr (cum)	3yr (ann)	5yr (ann)	Since Launch (ann)
A-EUR	-10.9	-11.3	-10.9	-9.8	-0.8	1.2	-1.5	8.8
With 5% sales charge	-15.4	-15.7	-15.4	-14.3	-5.8	-0.5	-2.5	8.6
Index (EUR)	-2.8	-8.3	-2.8	0.6	11.7	8.5	3.3	9.2
A-ACC-USD (H)	-10.7	-10.8	-10.7	-9.4	2.2	2.5	0.3	6.7
With 5% sales charge	-15.2	-15.3	-15.2	-14.0	-2.9	0.8	-0.7	6.2
Index (USD H)	-2.3	-7.6	-2.3	1.3	15.1	10.3	5.7	9.4

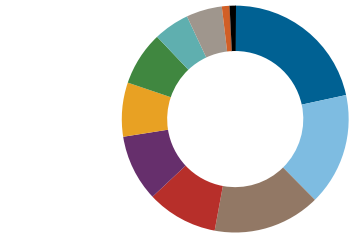
Source: Fidelity, NAV-NAV basis, in the respective currencies with dividends re-invested. Returns are annualised for periods greater than 1 year. Please refer to "Share Class Details & Codes" for the launch dates of the respective share classes.

Geographic Exposure (%)



	Fund	Index
United Kingdom	36.8	28.1
France	8.8	8.7
Italy	8.3	6.6
Ireland	5.4	0.6
Germany	5.4	9.0
Norway	5.1	5.6
Spain	3.7	3.5
Belgium	3.6	3.6
Sweden	3.4	11.3
Netherlands	3.3	3.3
Others	15.4	19.8
Cash*	0.9	

Sector Exposure (%)



	Fund	Index
Industrials	21.6	26.3
Consumer Discretionary	16.0	10.6
Financials	15.3	15.9
Information Technology	10.1	6.3
Communication Services	9.5	5.0
Consumer Staples	7.7	3.9
Materials	7.7	8.2
Real Estate	5.1	8.8
Health Care	5.1	7.0
Energy	1.1	5.5
Utilities	0.0	2.6
Cash*	0.9	

Certain unclassified items (such as non-equity investments and index futures/options) are excluded. *Cash refers to any residual cash exposure that is not invested in shares or via derivatives

Fidelity Funds - European Smaller Companies Fund

31 Mar 2026

Measures

(A-EUR)	Fund	Index
Annualised Volatility (3 years) (%)	14.08	12.65
Beta (3 years)	1.05	-
Sharpe Ratio (3 years)	-0.13	0.43
Price / earnings ratio (x)	17.6	18.2
Price / book ratio (x)	1.5	1.7
Active Money (%)	88.4	-

Index

Market index: MSCI Europe Small Cap Index (Net)
Index is for comparative purpose only. The same index is used in the positioning tables on this factsheet.
For detailed historical information on the benchmark of the fund please refer to the prospectus.

Share Class Details & Codes

Share Class	Launch Date	NAV	Bloomberg Ticker	ISIN
A-EUR	01 Dec 95	64.39	FIDFESI LX	LU0061175625
A-ACC-USD (H)	10 Jan 14	22.09	FFESAUH LX	LU0997586788

A: distributing share class. A-ACC: accumulating share class. Distribution amount not guaranteed.

Calendar Year Performance (%)

	2021	2022	2023	2024	2025
A-EUR	24.0	-22.9	8.3	3.5	8.2
Index (EUR)	23.4	-22.9	13.3	5.7	16.4
With 5% sales charge	17.8	-26.7	2.9	-1.7	2.8
A-ACC-USD (H)	21.5	-19.0	9.4	4.0	11.4
Index (USD H)	22.4	-18.5	15.7	6.6	19.3
With 5% sales charge	15.4	-23.1	4.0	-1.2	5.9

Source: Fidelity, NAV-NAV basis, in the respective currencies with dividends re-invested. Sales charge may be levied by the distributor at its discretion. The stated returns will be reduced by the corresponding sales charge amount being levied by the distributor.

Fidelity Funds - European Smaller Companies Fund

31 Mar 2026

Definition of Terms

Annualised Volatility is a measure of how variable returns for a fund or comparative market index have been around their historical average. Two funds may produce the same return over a period. The fund whose monthly returns have varied less will have a lower annualised volatility and will be considered to have achieved its returns with less risk.

Beta is a measure of a fund's sensitivity to market movement (as represented by a market index). The beta of the market is 1.00 by definition. A beta of 1.10 shows that the fund could be expected to perform 10% better than the index in up markets and 10% worse in down markets, assuming all other factors remain constant. Conversely, a beta of 0.85 indicates that the fund could be expected to perform 15% worse than the market return during up markets and 15% better during down markets.

Sharpe Ratio is a measure of a fund's risk adjusted performance taking into account the return on a risk-free investment. The ratio allows an investor to assess whether the fund is generating adequate returns for the level of risk it is taking. The higher the ratio, the better the risk-adjusted performance has been. If the ratio is negative, the fund has returned less than the risk-free rate.

Active Money is the sum of the fund's overweight positions (including effective cash) when compared to the market index.

A position combines all equity investments (including derivatives) linked to an issuing company. Derivatives are included on an exposure basis so they reflect the equivalent underlying shares needed to generate the same return. Geographic and sector breakdown tables are calculated using the positions methodology.

FIL Investment Management (Singapore) Limited [FIMSL] (Co. Reg. No.: 199006300E) is a responsible entity for the fund in Singapore. Prospectus of the fund is available from FIMSL or its distributors upon request. Potential investors should read the prospectus before investing. All views expressed and references to specific securities are included for illustration only, and should not be construed as an offer or recommendation. This document is for information only and does not have regard to the specific investment objectives, financial situation and particular needs of the person who may receive it. Potential investor should seek advice from a financial adviser before investing. If that potential investor chooses not to seek advice from a financial adviser, he should consider whether the fund is suitable for him. Past performance of the fund is not indicative of the future performance. Prices can go up and down. The value of the shares of the fund and the income accruing to them may fall or rise. Investors investing in a fund denominated in a non-local currency should be aware of exchange rate risk. The fund is not available to US citizens, residents or greencard holders. This publication has not been reviewed by the Monetary Authority of Singapore. Fidelity, Fidelity International, and the Fidelity International logo and F symbol are trademarks of FIL Limited.